

Does it Live on Land or in the Water? - Card Sorting


Kids naturally enjoy sorting like objects. Use this simple card sorting activity to start young learners thinking about the difference between animals that live on land or in the water. Talk to your Pre-K learners about land animals vs. water animals and use this activity to cement their knowledge. This is an ideal activity to integrate into activity stations.

Materials:

- animals cards sheet
- card sorting sheet
- school laminator, if available
- glue or velcro (velcro for reusable activity)






Directions:

- 1) Print out and laminate the animals card sheet. Then cut out the cards.
- 2) Print out the card sorting sheet.
- 3) Place the cards in a pile for each student or a small group of students to work together or as a rotating activity station.
- 4) Cards are sorted and placed into the correct category. Use glue for more a permanent creation. For stable, reusable stations use a small tab of velcro to attach each card to its animal group.



Live on Land or in the Water? - Card Sorting

Print out and laminate the card page. Then cut them out for sorting.



Live on Land or in the Water? - Card Sorting

Live on Land	Live in the Water